

RECEIVED

Wednesday, April 3, 2024 4:31 PM

IDAHO PUBLIC

UTILITIES COMMISSION

Donovan E. Walker
Lead Counsel
dwalker@idahopower.com

April 3, 2024

ELECTRONICALLY FILED

Monica Barrios-Sanchez, Secretary
Idaho Public Utilities Commission
11331 West Chinden Blvd., Building 8
Suite 201-A
Boise, ID 83714

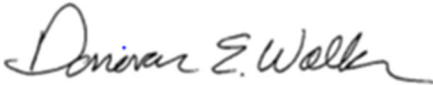
Re: Case No. IPC-E-21-40
2024 Clean Energy Your Way Program Annual Report

Dear Ms. Barrios-Sanchez:

In Order No. 35893 issued in Case No. IPC-E-21-40, the Idaho Public Utilities Commission (“Commission”) directed Idaho Power Company (“Idaho Power” or “Company”) to file an annual Clean Energy Your Way Program Prudency Report. The enclosed report provides the information requested in Order No. 35893 and the Company’s evaluation of the Clean Energy Your Way program for 2022 and 2023. Two years of data are included in the 2024 annual report because the previous reporting requirement was biennial; future reports will only include one year of data.

If you have any questions regarding this report, please contact Regulatory Analyst Mary Alice Taylor at mtaylor@idahopower.com or (208) 388-5645.

Sincerely,



Donovan E. Walker

Enclosures

2024 CLEAN ENERGY YOUR WAY PROGRAM ANNUAL REPORT

I. PURPOSE OF STATUS REPORT

In December 2021, Idaho Power Company (“Idaho Power” or “Company”) filed an Application with the Idaho Public Utilities Commission (“Commission”) to modify its Schedule 62, Green Energy Purchase Program. The proposed modifications included: (1) renaming the Green Power Purchase Program Rider (Optional) to the Clean Energy Your Way Program (Optional), (2) maintaining and expanding procurement options to include three options: Block, Total Usage, and Large Purchase, for the renewable energy certificate (“REC”) offering named Clean Energy Your Way – Flexible, (3) establishing a regulatory framework for a future voluntary subscription green power service offering named Clean Energy Your Way – Subscription, (4) offering a tailored renewables option to the Company’s largest customers (Special Contract and Schedule 19, Large Power Service) named Clean Energy Your Way – Construction, and (5) procuring associated program renewable resources outside the Commission’s current competitive bidding requirements.

In August 2023, the Commission issued Order No. 35893 approving most of the Company’s requested changes. Additionally, the Commission directed the Company to submit an annual Prudency Report with the following information:

- Customer count under each participation option, by schedule
- Monthly RECs purchased;
- Percentage of RECs purchased within Idaho Power's service area;
- Monthly funds transferred to the Power Cost Adjustment (“PCA”) from Idaho Power-owned REC purchases;
- Monthly revenue and expenses for Schedule 62;
- Updated costs associated with re-certifying the RECs prior to retirement (Green-e);
- Summary of marketing activities and expenses;
- Solar 4R Schools expenses;
- Balance of uncommitted/excess funds to be carried over into the next year and the monthly balance of the rider for Schedule 62;
- Information on all tailored agreements for third-party RECs in Flexible-Large Purchase Option including, but not limited to: (a) REC purchase agreement price and quantity requested; (b) quantity and price of RECs procured for the customer; (c) monthly revenue and expenses; and (d) proof of separate accounting treatment;
- Information on advanced procurement purchases and if any remaining RECs from those REC purchases will carry over into the next year;

The Commission’s Order No. 35893 directs the Company to report on all costs and revenues associated with Schedule 62, which now includes three components: the Flexible, Subscription, and Construction programs. As of the date of this report, the Subscription program is still in the design phase and, as such, has no costs or revenues. The Construction program is active but does not have its own marketing or advertising expense, nor are there revenues to report associated with Renewable Construction Agreements.

II. CLEAN ENERGY YOUR WAY – FLEXIBLE DETAILS

The information provided herein includes Clean Energy Your Way – Flexible data from January 2022 through December 2023. Combined data for Flexible options Block and Total Usage is presented first, and data specific to the Large Purchase Option is presented last.

FLEXIBLE – BLOCK AND TOTAL USAGE OPTIONS

A. Customer Count by Option and Schedule

Table 1: Customer Counts by Option and Schedule 2022

2022	GP - 100% OPTION				GP - BLOCK OPTION					Total Participants*
	A-ID	C-ID	R-ID	R-OR	A-ID	C-ID	I-ID	R-ID	R-OR	
January	1	40	1,815	18	2	41	2	1,861	20	3,800
February	1	39	1,823	13	2	37	5	1,810	17	3,747
March	1	44	1,997	17	2	49	5	2,001	20	4,136
April	1	50	1,908	15	2	41	4	1,892	19	3,932
May	2	45	1,977	19	2	40	5	1,925	17	4,032
June	3	56	2,034	12	2	45	3	1,949	16	4,120
July	3	52	1,985	16	2	39	4	1,864	18	3,983
August	2	52	2,205	15	2	46	5	2,048	23	4,398
September	3	54	2,101	12	2	37	2	1,884	19	4,114
October	3	52	2,146	19	2	37	4	1,944	24	4,231
November	3	49	2,239	12	2	47	4	1,986	19	4,361
December	1	53	2,186	18	2	40	4	1,940	21	4,265

R - Residential C - Commercial I - Industrial A - Agricultural

* Participant count is based on payments made during the selected month.

Customer Counts by Option and Schedule 2023

2023	GP - 100% OPTION				GP - BLOCK OPTION					Total Participants*
	A-ID	C-ID	R-ID	R-OR	A-ID	C-ID	I-ID	R-ID	R-OR	
January	1	57	2,242	21	2	41	3	1,921	24	4,312
February	1	53	2,223	14	1	38	3	1,893	20	4,246
March	1	55	2,224	16	3	46	6	1,951	23	4,325
April	1	49	2,177	17	1	37	3	1,850	20	4,155
May	1	53	2,288	15	3	45	5	1,997	25	4,432
June	3	60	2,185	12	2	43	4	1,902	22	4,233
July	3	50	2,159	18	1	36	2	1,862	27	4,158
August	3	65	2,292	10	2	48	7	1,940	20	4,387
September	3	50	2,166	11	1	35	3	1,848	19	4,136
October	3	58	2,255	14	2	42	4	1,923	25	4,326
November	3	53	2,248	15	2	40	4	1,957	21	4,343
December	1	55	2,159	14	3	36	2	1,808	21	4,099

R - Residential C - Commercial I - Industrial A - Agricultural

* Participant count is based on payments made during the selected month.

While monthly participation fluctuated over the last 24 months, as of December 2023, overall participation increased by 7 percent (or 268 new participants) from the December 2021 totals (3,831) disclosed in the previous biennial report.

B. REC Purchases, Project Sources, and Power Cost Adjustment Transfers

A monthly general ledger report shows how much revenue was collected from participants for the Block and Total Usage Options. RECs are purchased based on the funds collected. Table 2 below shows the monthly RECs needed for the program and applies the REC cost to the monthly REC need to determine the monthly cost of RECs.

When purchasing RECs, preference is given to RECs from sources located in the Northwest and located closest to or within Idaho Power's service area, when possible. Table 3 below shows the project sources of RECs purchased for the Flexible program for January 2022 through December 2023.

Table 2: REC Purchases and Costs

Month	Year	RECs Needed (MWh)	Cost**
January	2022	3,345.624	\$23,753.93
February	2022	3,178.303	\$22,565.95
March	2022	3,348.294	\$23,772.89
April	2022	2,808.363	\$19,939.38
May	2022	2,689.342	\$19,094.33
June	2022	2,697.715	\$19,153.78
July	2022	2,782.193	\$19,753.57
August	2022	3,794.032	\$26,937.63
September	2022	3,616.805	\$25,679.32
October	2022	3,238.228	\$22,991.42
November	2022	2,565.677	\$18,216.31
December	2022	3,453.641	\$24,520.85
January	2023	3,695.809	\$30,305.63
February	2023	3,598.610	\$29,508.60
March	2023	3,544.327	\$29,063.48
April	2023	3,201.150	\$26,249.43
May	2023	3,109.560	\$25,498.39
June	2023	2,903.288	\$23,806.96
July	2023	2,768.829	\$22,704.40
August	2023	3,909.327	\$32,056.48
September	2023	3,409.029	\$27,954.04
October	2023	3,042.672	\$24,949.91
November	2023	2,700.582	\$22,144.77
December	2023	2,897.201	\$23,757.05
Total		76,300 (rounded up each year)*	\$584,378.50

*RECs must be delivered in whole MWh, which is why they are rounded up.

**REC costs were \$7.10/REC in 2022 and \$8.20/REC in 2023.

Table 3: Sources of RECs Purchased for Participants 2022

Facility Name	Certificate Serial Numbers	RECs	Fuel Type	State	IPC Area
Grand View 2 West	5070-ID-529369-1183-2885	1,703	Solar	ID	Yes
Grand View 5 East	5069-ID-525590-1-766	766	Solar	ID	Yes
Grand View 5 East	5069-ID-517638-1-1431	1,431	Solar	ID	Yes
Grand View 5 East	5069-ID-509808-1-2289	2,289	Solar	ID	Yes
Grand View 5 East	5069-ID-501781-1-2509	2,509	Solar	ID	Yes
Grand View 5 East	5069-ID-493871-1-2802	2,802	Solar	ID	Yes
Rockland Wind Farm	2445-ID-516927-14493-28708	14,216	Wind	ID	Yes
Salmon Falls Wind Park	1885-ID-502786-4823-5266	444	Wind	ID	Yes
Salmon Falls Wind Park	1885-ID-510735-1-4100	4,100	Wind	ID	Yes
Tumbleweed Solar LLC	6981-OR-538344-242-710	469	Solar	OR	No
Woodline Solar, LLC	5845-OR-583731-1905-2153	249	Solar	OR	No
Woodline Solar, LLC	5845-OR-542101-1-540	540	Solar	OR	No
Woodline Solar, LLC	5845-OR-532836-1-862	862	Solar	OR	No
Woodline Solar, LLC	5845-OR-524336-1-1265	1,265	Solar	OR	No
Woodline Solar, LLC	5845-OR-512555-1-1780	1,780	Solar	OR	No
Woodline Solar, LLC	5845-OR-504857-1-2094	2,094	Solar	OR	No
		37,519	Total # of RECs		

Sources of RECs Purchased for Participants in 2023

Facility Name	Certificate Serial Numbers	RECs	Fuel Type	State	IPC Area
Horse Butte Wind	3260-ID-12-2022-F7DC5355-1 to 7249	7,249	Wind	ID	No
Horse Butte Wind	3260-ID-11-2022-2D08DFEF-1 to 6174	6,174	Wind	ID	No
Horse Butte Wind	3260-ID-10-2022-050AA34B-1 to 1577	1,577	Wind	ID	No
Horse Butte Wind	3260-ID-02-2023-E1227404-6500 to 8130	1,631	Wind	ID	No
Horse Butte Wind	3260-ID-01-2023-EC57D5FC-1070 to 4939	3,870	Wind	ID	No
Meadow Creek Wind Farm North Point Wind Farm	3185-ID-10-2022-87B9C109-1 to 2240	2,240	Wind	ID	No
Mountain Air Wind Projects	2869-ID-10-2022-C2CC8EE4-1 to 6250	6,250	Wind	ID	Yes
Mountain Air Wind Projects	2869-ID-07-2023-B581BD7E-13243 to 16092	2,850	Wind	ID	Yes
Mountain Air Wind Projects	2869-ID-05-2023-6A9A757C-3067 to 8066	5,000	Wind	ID	Yes
Tumbleweed Solar LLC	6981-OR-10-2022-D50BAA4E-1 to 1022	1,022	Solar	OR	No
Tumbleweed Solar LLC	6981-OR-07-2023-5C9E2D87-2331 to 2480	150	Solar	OR	No
Tumbleweed Solar LLC	6981-OR-11-2022-4FE5066B-286 to 1053	768	Solar	OR	No
		38,781	Total # of RECs		

Of the RECs purchased, all were from Idaho and Oregon, and 59 percent were from projects within Idaho Power’s service area.

In both 2022 and 2023, there were no Idaho Power-owned RECs purchased for the Flexible – Block or Total Usage options, therefore no fund transfers to the PCA were required.

C. Monthly Revenue and Expenses

Table 4: Program Revenue and Expenses by Month for 2022

Month	Monthly Revenues	Monthly Expenses
January	\$33,456.24	\$110,679.28*
February	\$31,783.03	\$102.60
March	\$33,482.94	\$850.75
April	\$28,083.63	\$608.12
May	\$26,893.42	\$113.19
June	\$26,977.15	\$29,000.00
July	\$27,821.93	\$137,621.63
August	\$37,940.32	\$1,101.08
September	\$36,168.05	\$1,507.65
October	\$32,382.28	\$97.20
November	\$25,656.77	\$3,763.39
December	\$34,536.41	\$2,717.66
Total	\$375,182.17	\$288,162.55

*July - December 2021 REC costs were paid in January 2022: \$110,679.28

Program Revenue and Expenses by Month for 2023

Month	Monthly Revenues	Monthly Expenses
January	\$36,958.09	\$155,309.09*
February	\$35,986.10	\$191.38
March	\$35,443.27	\$172.35
April	\$32,011.50	\$34,160.49
May	\$31,095.60	\$6,576.79
June	\$29,032.88	\$9,600.95
July	\$27,688.29	\$184,341.55
August	\$39,093.27	\$0.00
September	\$34,090.29	\$257.71
October	\$30,426.72	\$96.23
November	\$27,005.82	\$2,197.28
December	\$28,972.01	\$31,483.06
Total	\$387,803.84	\$424,386.88

*July - December 2022 REC costs were paid in January 2023: \$138,099.09

Table 4 above shows the monthly revenues received from Schedule 62 and the actual timing of program expenses for the Flexible – Block and Total Usage options. Please note

that the expenses are inclusive of the monthly REC costs identified in Table 2, though amounts on a monthly basis will not align with Table 2 due to timing differences between the receipt of funds and actual payments to vendors.

REC payments are made biannually. Payment for July through December 2021 RECs for \$110,679.28 occurred in January 2022 as shown in Table 4. Payment for July through December 2022 RECs for \$138,099.09 occurred in January 2023. Payment for July through December 2023 will be reflected in Table 4 in the 2025 report.

D. Green-e Certification Costs

As shown in Table 5 below, Green-e certification costs for 2022 totaled \$12,543.14, which included the annual verification performed by an external auditor and participant updates to meet Green-e Energy certification requirements. The 2022 Green-e certification renewal for \$16,550 was paid in 2021 and was reported as an expense in the previous biennial report. Green-e certification costs in 2023 totaled \$31,096.48, which included the 2023 Green-e certification renewal, annual verification performed by an external auditor, and participant updates to meet Green-e Energy certification requirements.

Participant updates included new participant welcome letters with information about the Flexible program’s terms and certification, the annual prospective product content label and annual historical product content label, and an update about the program’s name change. The Company has provided the spring and summer participant updates as attachments 1 through 4,¹ an example of a participant welcome letter as attachment 5, and an example of the name change update letter as attachment 6. Approximately 80 percent of participants receive email communication for the two annual updates, which keeps the distribution cost low.

Table 5: Green-e Certification Costs

	2022	2023
Green-e Certification	\$0.00*	\$17,210.00
External Audit	\$9,000.00	\$9,500.00
Participant Updates	\$3,543.14	\$4,386.48
Total	\$12,543.14	\$31,096.48

**2022 Green-e certification was paid in 2021 totaling \$16,550.00.*

E. Marketing Expenses and Activities

In 2022, Flexible program-funded marketing expenses were \$7,659.88, or 2 percent of the total 2022 program revenue (\$375,182.17). In 2023, program-funded marketing expenses totaled \$6,478.25 or 1.67 percent of the total program revenue (\$387,803.84).

Program marketing was limited during 2022 and 2023 due to the open case for Clean Energy Your Way and the anticipated program name change. Lead times can be long for

¹ As required for Green-e certification, Idaho Power provides welcome packets to each new participant and updated product content labels to all participants annually.

marketing activities, so the Company chose to postpone marketing campaigns until the program name was officially changed. Idaho Power plans to launch the program's typical full marketing campaign in 2024, which in past years led to increased customer awareness of this voluntary option and participation growth.

In 2022, the marketing efforts summarized below were funded mostly through the Company's operations and maintenance budget.

Marketing/Public Relations:

- Bill inserts to customers two months of the year (approximately 608,000 total inserts)
- Program promotion in April e-newsletter to celebrate Earth Month (electronic version sent to approximately 276,000 customers)
- Promotion on electronic bill in April and May (sent to approximately 192,000 customers in April and 192,500 in May)
- Program posters featured at Treefort Music Festival
- Promotional placement on idahopower.com homepage in April
- Window clings promoting individual participation sent to new participants

Advertising reached:

- 2,161,093 impressions from online digital ads
- Pop-up ad in My Account (Idaho Power's online customer portal) delivering 108,722 impressions in April and 49,565 in October

In 2023, the marketing efforts included:

Marketing/Public Relations:

- Bill inserts to customers one month of the year (approximately 287,000 total inserts)
- Promotional placement of the program on idahopower.com homepage in July
- Window clings promoting individual participation sent to new participants

Advertising reached:

- Digital ads in Idaho Power's customer email newsletter (The Current), which was sent to 315,000 customers in August and 317,719 in October

F. Solar 4R Schools

As part of the program design, Schedule 62 revenues from the Flexible Block and Total Usage options are also used to support the Solar 4R Schools program. Solar 4R Schools educates students about renewable energy by placing solar installations on school property, along with a data monitoring system, and providing a curriculum package and teacher training. Since its inception, 25 schools throughout Idaho Power’s service area have received solar PV systems through the program. In 2022, Solar 4R Schools expenses totaled \$29,000 for the Sage International School project that was awarded in 2020. Due to the COVID-19 pandemic, the project was delayed and completed during 2022 and 2023. Two additional schools were awarded projects in 2022, Nampa High School in Nampa and Sacred Heart School in Boise. In 2023, expenses totaled \$74,463.06, which covered Sage International School’s teacher training, Sacred Heart School’s solar installation and teacher training, and the remainder of Nampa High School’s solar installation. The teacher training expense for Nampa High School will be paid in 2024. In 2023, Idaho Power awarded two Solar 4R Schools project grants to Anser Charter School, a K-8 school in Garden City, and one other school that is pending signing the agreement. The combined expenses of the new projects are estimated to be around \$90,000 and will be paid in 2024. The Company plans to award the grant to up to two schools in 2024.

G. Schedule 62 Rider Balance

Table 6 below shows that the rider balance at the end of 2023 was \$432,525.72. This does not include the July through December 2023 REC expense of \$143,754.20 that was paid in January 2024. Including that expense, the balance would have been \$288,771.52.

Table 6: Monthly Balance of Schedule 62 Rider

	Beginning Balance	Actual Month	Ending Balance
2022			
January	(369,082.42)	76,919.81	(292,162.61)
February	(292,162.61)	(31,955.95)	(324,118.56)
March	(324,118.56)	(32,888.97)	(357,007.53)
April	(357,007.53)	(27,759.31)	(384,766.84)
May	(384,766.84)	(27,089.30)	(411,856.14)
June	(411,856.14)	1,690.92	(410,165.22)
July	(410,165.22)	109,457.19	(300,708.03)
August	(300,708.03)	(37,135.44)	(337,843.47)
September	(337,843.47)	(35,630.47)	(373,473.94)
October	(373,473.94)	(32,581.46)	(406,055.40)
November	(406,055.40)	(22,218.18)	(428,273.58)
December	(428,273.58)	(32,166.39)	(460,439.97)

	Beginning Balance	Actual Month	Ending Balance
2023			
January	(460,439.97)	117,980.70	(342,459.27)
February	(342,459.27)	(36,463.80)	(378,923.07)
March	(378,923.07)	(36,948.79)	(415,871.86)
April	(415,871.86)	1,486.66	(414,385.20)
May	(414,385.20)	(25,210.69)	(439,595.89)
June	(439,595.89)	(20,143.58)	(459,739.47)
July	(459,739.47)	155,659.41	(304,080.06)
August	(304,080.06)	(39,729.79)	(343,809.85)
September	(343,809.85)	(34,128.09)	(377,937.94)
October	(377,937.94)	(30,931.95)	(408,869.89)
November	(408,869.89)	(25,464.21)	(434,334.10)
December	(434,334.10)	1,808.38	(432,525.72)*

*July-December 2023 REC payment of \$143,754.20 is not reflected, as it was paid in 2024.

FLEXIBLE: LARGE PURCHASE OPTION

H. PCA Transfer

Through the Flexible – Large Purchase Option, Idaho Power sold Company-owned RECs to business customers.

For reporting year 2022, seven business customers participated in the Large Purchase Option. A total of 28,549 Idaho Power-owned RECs were purchased and \$30,349.04 from these sales was transferred to the PCA.

For reporting year 2023, seven business customers participated in the Large Purchase Option. A total of 28,272 Idaho Power-owned RECs were purchased and \$36,931.28 from these sales was transferred to the PCA.

I. Third-Party REC Purchases

In 2022 and 2023, Idaho Power did not make advanced or customer-specific third-party REC procurements for the Large Purchase Option.

J. Conclusion

Overall, even with minimal marketing efforts from 2022 and 2023, the program still experienced slight growth compared to 2021. Interest in clean energy continues to grow and the Company was pleased to see a restoration in Solar 4R Schools applications after the halting effects of the pandemic. Resuming the marketing campaign in 2024 will ensure customers are aware of this clean energy option.

IDAHO POWER COMPANY

2024 CLEAN ENERGY YOUR WAY PROGRAM ANNUAL REPORT

ATTACHMENT 1



PRE-SORTED STANDARD
U.S. POSTAGE
PAID
BOISE, ID
PERMIT NO. 679

P.O. BOX 70
BOISE ID 83707-0700

GreenPower PROGRAM

For questions about the Green Power Program, contact:

Idaho Power
Green Power Program
P.O. Box 70
Boise, Idaho 83707

phone: 1-800-632-6605
email: greenpower@idahopower.com

Prefer to receive this newsletter by email instead? Send your request to: greenpower@idahopower.com



GreenPower PROGRAM



NEW 20-YEAR PLAN Emphasizes Reliable, Affordable, Clean Energy

For the first time in company history, Idaho Power's 20-year plan does not identify a need for new carbon-emitting resources. It also highlights the addition of significant amounts of solar, wind and battery storage capacity and the importance of the Boardman to Hemingway (B2H) 500-kilovolt (KV) transmission line.

Idaho Power completed the 2021 Integrated Resource Plan (IRP) in late December, outlining the company's plan to continue providing reliable and affordable energy to our rapidly growing customer base while working toward our goal of 100% clean energy by 2045. We file an IRP with state regulators every two years, forecasting our customers' need for energy over the next 20 years and assessing our best options for meeting that need. This is our 15th plan.


The 2021 IRP forecasts the number of customers being served by Idaho Power will increase to 847,000 by 2040. The company currently serves more than 600,000 customers. During this period, energy demand is projected to grow by an average of 1.4% per year.

In addition to anticipating no new carbon-emitting power plants, the plan shows us phasing out our interest in coal-fired energy by the end of 2028, two years earlier than previous estimates. Under the plan, two units at the Jim Bridger coal-fired plant in Wyoming will be converted to natural gas by 2024 as an interim step toward our clean energy goal.

The plan also includes the addition of 3,790 megawatts (MW) of new, clean resources, including wind and solar, as well as storage technologies, the addition of Boardman to Hemingway in 2026, and a variety of demand-side management resource additions totaling 540 MW. Demand-side management, including energy efficiency and demand-response programs, helps reduce energy use during periods of high demand on hot summer days.

Monthly meetings with the IRP advisory council, which represents a wide range of customer groups and regulators, informed the 2021 IRP, which is being reviewed by Idaho and Oregon public utility commissions.

The 2021 IRP is available at idahopower.com/IRP.



Committed to Birds of Prey



Idaho Power's commitment to The Peregrine Fund's World Center for Birds of Prey grew stronger in 2021 with our sponsorship of a new exhibit as part of the World Center's expansion.

The new Hawk Flight Lab will offer visitors a first-hand look at how birds see power poles and electrical lines as spots for perching and nesting — especially in the desert where food is plentiful but tall trees are not — and explain how utilities protect raptors.

Some of the protection measures we implement as part of our routine operations include covering energized equipment, increasing spacing so birds don't make hazardous contact and building nesting platforms away from electrical equipment. These measures save wildlife and reduce power outages and equipment problems. The technology we've developed to help protect raptors has been used worldwide, from the Dominican Republic to Kenya.

In addition to supporting the new exhibit, we continue to support the World Center's programming, which enables more than 5,000 students each year

to learn science, technology, engineering and math (STEM) concepts through the lens of raptor conservation.

To learn more about Idaho Power's raptor protection program, visit idahopower.com/ourenvironment.

"Our relationship with The Peregrine Fund and the World Center for Birds of Prey is an important part of Idaho Power's mission to provide reliable electricity while protecting the birds and the landscapes we all love."

~ Natalie Turley,
Idaho Power Biologist





You're in Charge!

We've upgraded everything you love about My Account and added a few extra features to make managing your Idaho Power account and energy use easier than ever.

You can now pay your bill with two clicks, pay with a credit card* and save your payment methods for fast, easy payments. You can also set energy-savings goals and follow steps to achieve them.

While you're there, see if your contact information is up to date — especially your email and phone number. This will allow you to receive information about other Idaho Power news, program offerings and energy-saving opportunities.

idahopower.com/myaccount

*\$2.75 convenience fee applies to credit card transactions.

Sewing Change in the Community



The Twin Falls Sewing Center has been a proud Green Power Program participant since 2017. By using 100% Green Power, they've lowered their carbon footprint by 21,120 pounds of CO₂ per year — the amount of renewable energy they use is equivalent to taking five cars off the road.*

* U.S. EPA GHG Calculator and eGRID, 2022

"Renewable resources are definitely the way to go and are so much better for the environment — they're much more sustainable. Participating in the Green Power program ensures the Twin Falls Sewing Center is providing for the future. It really helps when everyone does a little bit — it can add up to a lot of change."

~ Kaysie, Twin Falls Sewing Center Store Manager

In addition to participating in the Green Power program, the sewing center has a strong focus on recycling. They recycle all cardboard and regular paper packing materials. They use both sides of writing paper, re-use packaging and boxes (multiple times) and recycle pallets.

Idaho Power is proud of all our Green Power business participants and their efforts to make the world a little greener. See all your local businesses that support the Green Power Program at idahopower.com/greenpower.



Idaho Power's New Sturgeon Hatchery

One of the oldest creatures on the planet is getting some help from modern technology, thanks to Idaho Power and the Idaho Department of Fish and Game (IDFG).

White sturgeon began swimming in rivers long before the first T-Rex tromped through prehistoric jungles. And they are still around, inhabiting the Snake River from Shoshone Falls downstream through Hells Canyon and beyond.

Idaho Power's newest hatchery, dedicated to increasing the population of these bottom-feeding behemoths, opened in 2021 at Niagara Springs, south of Wendell. The hatchery aims to produce up to 2,500 juvenile sturgeon each year for release into the Snake River between Shoshone Falls and Brownlee.

Rather than relying on the traditional method of capturing adults and spawning them in a hatchery, biologists are using a technique called "repatriation" to produce the next generation of sturgeon.

"Basically, we collect fertilized eggs from different areas of the Snake River where we know the sturgeon spawn, and we bring those eggs into the hatchery where the odds of them surviving and growing into adult fish are much higher than in the wild," said project leader Phil Bates.

As the eggs from many different parents mingle together, Idaho Power biologists use specifically designed nets to gather eggs directly from the water, or special mats that

collect the eggs as they settle. Eggs hatch in 4–7 days. Within a few weeks they grow into larvae and learn how to eat. Once they figure it out, baby sturgeon are prolific feeders. After 10 months at the hatchery, the sturgeon grow to about 12 inches long and are ready for release back into the Snake River.



A tiny electronic tag placed under the skin will enable biologists who catch sturgeon during population surveys to track their life history.

Your great-grandchildren may have a chance to catch one, too. Many sturgeon live 80 years and grow to be over 8 feet long. Idaho Power biologists have recorded Snake River sturgeon longer than 10 feet.

"Sturgeon are fascinating creatures. They really are a throwback to ancient times. Hopefully with a little help, they will be an important part of the river's future."

~ Phil Bates, Idaho Power Senior Resource Scientist



Sign Up for Idaho Power's EV Network

Idaho Power launched an online Electric Vehicle (EV) Network for current EV owners and those interested in learning more. Customers who sign up for the network will hear about future EV opportunities and news from Idaho Power. By signing up, customers will also help Idaho Power better identify the EV products and services our customers want most.

Idaho Power — a longtime supporter of electric vehicles — continually monitors EV technology and works with customers across our service area to add new charging stations. Idaho Power recently installed its first public EV charging station at Copperfield Park campground in Hells Canyon. Our company also has its own fleet of cost-effective, environmentally friendly EVs, which includes passenger cars, work trucks, forklifts and more. To learn more about owning an EV, visit idahopower.com/EV.

If you'd like to sign up to join Idaho Power's EV Network, visit idahopower.com/evnetwork.



2021 Green Power Impact

Total Participants: **4,312** ^{26%}

Total Kilowatt-hours: **29,681,750**

Equivalent to:

4,749 vehicles removed from the road

OR

24,005 tons of carbon dioxide avoided

OR

26,683 acres of U.S. forest absorbing CO₂ for one year

Source: U.S. EPA Greenhouse Gas Equivalencies Calculator and eGrid database release date 12/23/21.

Idaho Power's Green Power Product Content Label

This label is part of our Green-e® Energy certification and is provided to participants each year. The label shows the anticipated sources of Green Power for 2022.

2022 Prospective Product Content Label ¹	
100% Green-e® Energy Certified New² Renewables	
Generation facilities' location:	Idaho, Oregon or Washington
Energy Resource Mix:	50% Solar, 50% Wind
<ol style="list-style-type: none"> These figures reflect the renewables that we plan to provide. Actual figures may vary according to resource availability. Before August 1 of next year, we will provide a Historical Product Content Label to report the actual resource mix of the green power purchased for the previous calendar year. New Renewables come from generation facilities that first began commercial operation within the past 15 years. 	

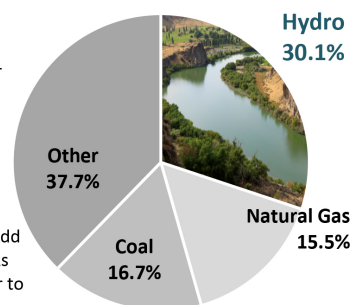
How does Green Power compare to the standard energy mix?

Idaho Power's 2021 mix of resources supplying Idaho Power customers included: Hydroelectric (30.1%), Coal (16.7%), Natural Gas (15.5%) and Other (37.7%).

How is green power sold?

Green Power is sold in blocks of 100 kilowatt-hours (kWh) or matches 100 percent of your energy (kWh) use.

The average home in Idaho Power's service area uses about 950 kWh per month (Idaho Power 2019). For the average home, the 100% Option would add an average \$9.50 to the monthly bill to use 100 percent renewable energy. As an example of the Block Option, the home could use 5 Blocks of green power to cover over half of the home's energy use for an extra \$5.00 each month.



Green Power is Green-e® Energy certified and meets the environmental and consumer-protection standards set forth by the nonprofit Center for Resource Solutions. Learn more at green-e.org.

For specific information about this program, contact Idaho Power at 1-800-632-6605, greenpower@idahopower.com or idahopower.com/greenpower.

IDAHO POWER COMPANY

2024 CLEAN ENERGY YOUR WAY PROGRAM ANNUAL REPORT

ATTACHMENT 2

GreenPower PROGRAM

SUMMER 2022
NEWSLETTER




BUSINESS SPOTLIGHT: The Nature Conservancy of Idaho

As a leading non-profit charity, the Nature Conservancy of Idaho understands the importance of preserving Idaho's natural resources and is ready to tackle the biggest conservation challenges. Their work is focused on areas where they can have the greatest impact—agriculture, land, water and climate.

The Nature Conservancy has participated in Idaho Power's Green Power Program since 2020 as an easy way to help the climate by avoiding some greenhouse gas emissions. They believe clean energy is good for all humanity—it improves human health and the environment by decreasing pollution.

In addition to using 100% renewable energy through the Green Power Program, The Nature Conservancy is mindful of organizational practices that contribute to a sustainable business model. After learning their biggest carbon footprint was coming from work travel, they immediately took steps to reduce their impact. They were early adopters of teleconferencing—well before the pandemic hit. They also switched to a hybrid work vehicle and eliminated traveling when possible. They installed LED light bulbs in their Hailey office and designed the newly constructed Silver Creek Conservation and Education Center with energy efficiency in mind.

To learn more about the Nature Conservancy of Idaho, visit nature.org/en-us/about-us/where-we-work/united-states/idaho/.



Bring Energy Education to Classrooms

Idaho Power's Solar 4R Schools program is a free offering that brings solar installations to our local K–12 schools. The program has helped more than 20 Idaho schools teach students important lessons about renewable resources and clean energy.

Funded by Green Power Program participants and administered by Idaho Power, Solar 4R Schools educates students about renewable energy by placing solar installations on school property, along with a data-monitoring system and corresponding curriculum package. The energy generated by these small-scale, solar-electric systems helps participating schools offset a portion of their electricity use—all while teaching kids the ins and outs of renewable energy.

Idaho Power hopes to increase the visibility and public understanding of renewable energy technologies. Just as many adults now recycle because the concept was introduced to them in high school, we hope today's students will gain a level of understanding and create lifelong habits around sustainable energy practices.

For more information or to learn how to apply, visit idahopower.com/solar4rschools. We welcome applications from schools year-round!

Help Keep Idaho Bat Colonies Healthy

When trekking outdoors, take steps to avoid spreading a fungus that can harm our native bat populations. The fungus that causes white-nose syndrome (WNS) was recently found in Idaho for the first time, according to the Idaho Department of Fish and Game.

The fungus that causes WNS, known as *Pseudogymnoascus destructans* (Pd) creates a fuzzy white outbreak on a bat's face and nose. This can wake bats from hibernation, causing them to burn calories needed to survive the winter. This is a significant threat to Idaho's bats.

Why do we care about bats? Bats are insect predators, prolific pollinators, and they disperse plant seeds. Scientists estimate that bats eat enough pests to save more than \$1 billion per year in crop damage and pesticide costs in the U.S. Also, they love to eat mosquitoes!

Although the fungus is most often spread by bats, humans can also carry it from one place to another. Fungal spores can last for a long time on clothing and equipment, so people can spread them easily by wearing contaminated boots or clothing. The best option to avoid accidentally spreading this fungus is simply to avoid areas where bats might be present.

Idaho Power follows guidance from The National White-nose Syndrome Steering Committee to help protect bat colonies near its dams like the one at [Swan Falls](#).

How can you help? **National Park Service (NPS) provides guidance** for outdoor adventurers:

- **Stay out of closed caves.** Park managers close caves to protect hibernating bats and maternity colonies.
- **Report dead/injured bats to park personnel.** To protect yourself and bats, never touch or pick up a bat. Although WNS does not cause illness in humans, a small percentage of bats can be infected with other dangerous diseases, such as rabies.
- **Learn more about WNS.** The video series on the NPS website (nps.gov/nature/batsincrisis.htm) explains in details all the different aspects of WNS.
- **Get involved.** Several organizations work to conserve bats. They offer opportunities, such as events and activities, to work on behalf of bats. [Whitenosesyndrome.org](https://whitenosesyndrome.org) has an extensive list of groups working to fight WNS.



2022 Green Power Impact

We're halfway through 2022, and your Green Power Program participation is something to be proud of:

January 1–June 31
Total kilowatt-hours: **18,068,641**

Equivalent to:



2,945
vehicles
removed from the road

OR



14,933 tons
of carbon dioxide avoided

OR



16,605 acres
of U.S. forest absorbing
CO₂ for one year

Source: U.S. EPA Greenhouse Gas Equivalencies Calculator and eGrid database release date 01/27/2022.

Idaho Power's Green Power Product Content Label

This label is part of our Green-e® Energy certification and is provided to participants each year. The label shows actual sources of Green Power purchased in 2021. For a complete list of all sources in 2021, visit idahopower.com/greenpower.

2021 Historical Product Content Label ¹	
100% Green-e® Energy Certified New² Renewables	
Generation facilities' location:	Idaho and Oregon
Energy Resource Mix:	50% Solar, 50% Wind

1. These figures reflect the renewables that we provided to Idaho Power's Green Power Program customers in 2021.
2. New Renewables come from generation facilities that first began commercial operation within the past 15 years.

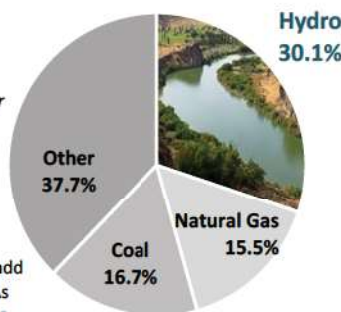
How does Green Power compare to the standard energy mix?

Idaho Power's 2021 mix of resources supplying Idaho Power customers included: Hydroelectric (30.1%), Coal (16.7%), Natural Gas (15.5%) and Other (37.7%).

How is Green Power sold?

Green Power is sold in blocks of 100 kilowatt-hours (kWh) or matches 100 percent of your energy (kWh) use.

The average home in Idaho Power's service area uses about 950 kWh per month (Idaho Power 2019). For the average home, the 100% Option would add an average \$9.50 to the monthly bill to use 100 percent renewable energy. As an example of the Block Option, the home could use 5 Blocks of Green Power to cover over half of the home's energy use for an extra \$5.00 each month.



Green Power is Green-e® Energy certified and meets the environmental and consumer-protection standards set forth by the nonprofit Center for Resource Solutions. Learn more at green-e.org.

For specific information about this program, contact Idaho Power at 1-800-632-6605, greenpower@idahopower.com or idahopower.com/greenpower.

As a Green Power Program participant, your energy comes from renewable sources. Learn more about your green power mix on the Historical Product Content Label.

For questions about the Green Power Program, contact:

Idaho Power
Green Power Program
P.O. Box 70
Boise, Idaho 83707
phone: 1-800-632-6605
email: greenpower@idahopower.com

Prefer to receive this newsletter by email instead? Send your request to: greenpower@idahopower.com

IDAHO POWER COMPANY

2024 CLEAN ENERGY YOUR WAY PROGRAM ANNUAL REPORT

ATTACHMENT 3



Hempitecture Goes 100% Renewable

Hempitecture is a public-benefit corporation whose mission is to make natural, non-toxic building materials the industry standard — benefitting people and the planet, while leaving behind a negative carbon footprint. They started manufacturing hemp-based products earlier this year in Jerome, including building insulation, acoustic insulation, hemp and lime biocomposites and blocks, and coming soon — vapor barriers.

To support their goal of maintaining a sustainable, carbon-negative operation, they aim to use 100% renewable energy to produce their products. After evaluating several on-site power generation options, they joined Idaho Power's Green Power program. CEO and Founder Mattie Mead said, "It made sense to buy into the infrastructure that's already been created," when other options came with a hefty up-front cost and required more time to implement.

Participating in the Green Power program not only made sense financially, but allowed the company to use renewables to power

their manufacturing operations and reduce their carbon footprint. According to Mead, for every square foot of insulation they produce, they offset one gram of carbon* using renewable energy for production means there's opportunity to avoid more carbon from traditional energy generation. "Manufacturing requires a lot of energy, and it's just the right thing to do. We want to reduce our carbon footprint and encourage renewable energy growth to lower environmental impact in Idaho," said Mead. "Using renewables tells a compelling story about the company — not just for customers, but for investors."

In addition to using 100% renewable energy through the Green Power Program, Hempitecture is mindful of other practices that contribute to wise energy use and a sustainable business model — like using LED lightbulbs and light sensors to control when and how many lights come on, based on available sunlight.

To learn more about Hempitecture, visit hempitecture.com.

"I believe the Green Power Program creates an opportunity for expanding our renewable energy portfolio in Idaho and the Pacific Northwest. Participating in the Green Power Program helps pave a path forward for more renewable energy in our region."

**—Mattie Mead,
CEO & Founder**



* HempWool® has a negative carbon footprint, meaning that it offsets and stores more carbon dioxide than is emitted from the manufacturing of the product itself. [Hempitecture.com](https://hempitecture.com).



Preserving Our Region's History

From evidence of prehistoric inhabitants to the tracks of the Oregon Trail, our region contains a variety of cultural resources (evidence or places of past human activity). Idaho Power manages and protects nearly 2,000 sites in our service area. Studying them helps us understand the past and provides a guide for future actions.

Cultural resources include:

- Archaeological sites
- Historic buildings and structures
- Artifacts
- Historic lands
- Traditional cultural lands

The professionals in Idaho Power's Archaeology and Cultural Resources Program help care for these resources in the areas we serve. Their roles include identifying and cataloging cultural resources that could be impacted by our operations, preserving historic structures (including some of our own) and working with federal, state and local agencies to comply with laws governing the protection of historically significant sites and artifacts.

Interested in Idaho's natural history? The [Digital Atlas of Idaho](#), an Idaho State University website, has detailed descriptions of Idaho's natural history, photos, maps, sounds and glossaries.

Green Power 2023

This year, Green Power will be sourced from 95% wind energy and 5% solar energy. See the Product Content Label below for more information.

Idaho Power's Green Power Product Content Label

This label is part of our Green-e® Energy certification and is provided to participants each year. The label shows the anticipated green power sources for this year and the actual sources for last year.

100% Green-e® Energy Certified New ¹ Renewables	
Product Content Labels:	Energy Resource Mix and Generation facilities' locations:
2023 Prospective ² (Planned) Supply	95% Wind and 5% Solar from Idaho, Oregon or Washington facilities
2022 Historical ³ (Actual) Supply	50% Wind and 50% Solar from Idaho and Oregon facilities

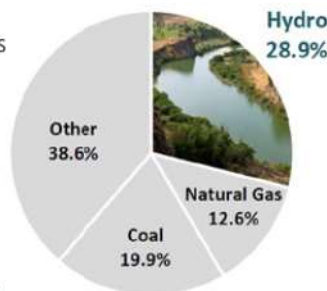
1. New renewables come from generation facilities that first began commercial operation within the past 15 years.
2. Prospective figures reflect the renewables that we plan to provide for the current year, but actuals may vary based on resource supply. The current year's actual figures will be reported by August next year in the Historical column.
3. Historical figures reflect the actual renewables provided to Idaho Power's Green Power customers last year.

How does Green Power compare to the standard energy mix?

Idaho Power's 2022 mix of resources supplying Idaho Power customers included: hydroelectric (28.9%), coal (19.9%), natural gas (12.6%) and other (38.6%).

How is green power sold?

Green power is sold in blocks of 100 kilowatt-hours (kWh) or matches 100% of your energy (kWh) use. As of 2022, the average home in Idaho Power's service area uses about 950 kWh per month. For the average home, the 100% Option would add an average of \$9.50 to the monthly bill to use 100% renewable energy. As an example of the Block Option, the home could use 5 blocks of green power to cover over half of the home's energy use for an extra \$5.00 each month.



Green Power is Green-e® Energy certified and meets the environmental and consumer-protection standards set forth by the nonprofit Center for Resource Solutions. Learn more at [green-e.org](#).

Solar 4R Schools Awarded to Sacred Heart Catholic School



Sacred Heart Catholic School is the latest recipient of the Solar 4R Schools grant. Funded by Green Power Program participants and administered by Idaho Power, Solar 4R Schools educates students about renewable energy by placing solar installations on school property, along with a data-monitoring system and corresponding curriculum package.

"These days, our students are seeing more and more solar panels when they're driving down the highway. Since we're a school with a strong focus on STEM projects, we thought having a life-size solar installation would be so beneficial and make it real," said Carol Gado, Sacred Heart science and math teacher.

Thank you for supporting Green Power and Solar 4R Schools. To learn more about Solar 4R Schools, visit [idahopower.com/solar4Rschools](#).

Green Power Impact 2022

Your participation is something to be proud of!

Total participants:

4,869

Total kilowatt-hours:

37,518,217

Equivalent to:



6,077

vehicles removed from the road



31,008

tons of CO₂ avoided



33,278

acres of U.S. forest absorbing CO₂ for one year

Source: U.S. EPA Greenhouse Gas Equivalencies Calculator and eGrid database release date 01/27/22.

For questions about the Green Power Program, contact:

Idaho Power
Green Power Program
P.O. Box 70
Boise, Idaho 83707

1-800-632-6605

greenpower@idahopower.com



Printed on recycled paper.

© 2023 Idaho Power

IDAHO POWER COMPANY

2024 CLEAN ENERGY YOUR WAY PROGRAM ANNUAL REPORT

ATTACHMENT 4

GreenPower PROGRAM

SUMMER 2023
NEWSLETTER



Pairing Large-Scale Solar* with Batteries

Utility-scale solar facilities and battery storage are becoming important tools for Idaho Power as we work to keep energy reliable and affordable while demand for electricity continues to grow rapidly.

Construction is underway on Idaho's first utility-scale energy storage installations, which began coming online this summer. Projects include an 80-megawatt (MW) battery energy storage system in Owyhee County, and a 40-MW battery energy storage system near the 40-MW Black Mesa solar project in Elmore County.

Combining batteries with large-scale solar enables the batteries to continue delivering energy to the grid when solar production drops off while customer demand remains high.

Those peak periods, typically hot summer afternoons and evenings when irrigation pumps and air conditioners increase the demand for electricity, are what drives the need for new energy resources.

Continued on back

Creating Lasting Toys with Lasting Resources **LOVEVERY**

Lovevery was founded on a passion for sustainability. Their goal is to make children's toys that last through generations, and as a certified B Corp, they believe in using business as a force for good.

That's why they joined the Idaho Power Green Power program – to not only support, but also encourage, maximum investment in renewable energy in our region. On average, Lovevery purchases about 94,200 kWh of green power per year, which is enough energy to power their Boise headquarters and their Idaho warehouse operations.

Lovevery Group VP of Operations John Tansey says it's important for them to be thoughtful in every step of their business. For instance, all the wood used to create their toys is sustainably harvested, meeting the Forest Stewardship Council certification standard. And if a customer loses a part of their toy, Lovevery will replace it – ensuring everything they make has a long lifespan.

Beyond their durable toys, Lovevery takes several steps to ensure they're a sustainable

company. After a 2022 warehouse transition, they saved over one million transport miles annually, and they've reduced their emissions footprint by approximately 35%. Emissions generated from all customer shipments – from warehouse to home – are offset with premium carbon credit projects. To further reduce emissions, they offer employees a monetary incentive to use alternative forms of transportation to commute to the office.

And they're not the only ones using renewables to support this business – their partners do, too. Their largest manufacturer currently obtains 53% of their energy from solar power, with a goal to be powered by 100% renewable energy by 2026.

"I would recommend [the Green Power program] to others," Tansey said. "You make the biggest difference by investing in your own community. You should look to act locally first, then move out from the center of the circle to make an impact regionally, nationally and globally."



Solar 4R Schools

Nampa High School (NHS) is the latest recipient of the Solar 4R Schools grant.

Funded by Green Power Program participants and administered by Idaho Power, Solar 4R Schools teaches local students about renewable energy by placing solar installations on school property, along with a data-monitoring system and corresponding curriculum package.

Thank you to the NHS student Earth Club president who encouraged their school administrators to apply, and thanks to all of you for supporting Green Power and Solar 4R Schools.

"I believe the biggest benefit for the students is to see there are alternative energy sources, even if our building is 80 years old. They see that we can be responsible for our environment and that we all can make a difference."

**– Susan Schroer,
NHS Science Teacher**



**NAMPA
HIGH SCHOOL**

To learn more about Solar 4R Schools, visit idahopower.com/solar4Rschoools.

Batteries and Solar (cont.)

Current battery energy storage systems are designed to discharge their capacity over a four-hour period. For example, a 40-MW battery can deliver 160 megawatt-hours (40 MW X 4 hours). That's enough to power more than 5,000 homes during those peak demand periods.

Idaho's largest solar farm, the 120-MW Jackpot Solar project south of Twin Falls, came online in December. A second solar project, 100-MW Franklin Solar, is planned for the same area. It is scheduled to come online in 2024, pending approval from the Idaho Public Utilities Commission. Franklin will also include a 60-MW, four-hour duration battery energy storage system.

*Idaho Power sells the renewable energy certificates (REC) associated with renewable energy, so renewable energy is not delivered to customers in the standard energy mix. Proceeds from REC sales offset power supply costs, which helps keep customer prices low. Green Power Program participants have opted to use renewable energy for an extra penny per kilowatt-hour.

Where did your Green Power come from in 2022?

Last year, Green Power was 50% wind and 50% solar sourced from facilities in Idaho and Oregon. To see the names of the specific facilities view our [Green Power Resources](#) webpage.

Idaho Power's Green Power Product Content Label

This label is part of our Green-e® Energy certification and is provided to participants each year. The label shows the anticipated green power sources for this year and the actual sources for last year.

100% Green-e® Energy Certified New ¹ Renewables	
Product Content Labels:	Energy Resource Mix and Generation facilities' locations:
2023 Prospective ² (Planned) Supply	95% Wind and 5% Solar from Idaho, Oregon or Washington facilities
2022 Historical ³ (Actual) Supply	50% Wind and 50% Solar from Idaho and Oregon facilities

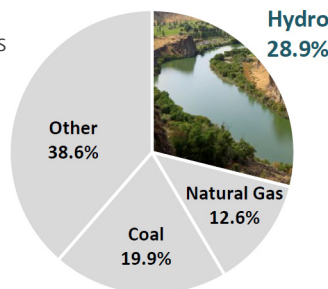
1. New renewables come from generation facilities that first began commercial operation within the past 15 years.
2. Prospective figures reflect the renewables that we plan to provide for the current year, but actuals may vary based on resource supply. The current year's actual figures will be reported by August next year in the Historical column.
3. Historical figures reflect the actual renewables provided to Idaho Power's Green Power customers last year.

How does Green Power compare to the standard energy mix?

Idaho Power's 2022 mix of resources supplying Idaho Power customers included: hydroelectric (28.9%), coal (19.9%), natural gas (12.6%) and other (38.6%).

How is green power sold?

Green power is sold in blocks of 100 kilowatt-hours (kWh) or matches 100% of your energy (kWh) use. As of 2022, the average home in Idaho Power's service area uses about 950 kWh per month. For the average home, the 100% Option would add an average of \$9.50 to the monthly bill to use 100% renewable energy. As an example of the Block Option, the home could use 5 blocks of green power to cover over half of the home's energy use for an extra \$5.00 each month.



Green Power Impact 2023 MIDWAY CHECKPOINT

Jan. 1–June 31
kilowatt-hours: **20,052,744**

Equivalent to:

3,028 vehicles removed from the road

15,497 tons of CO₂ avoided

16,643 acres of U.S. forest absorbing CO₂ for one year

Source: U.S. EPA Greenhouse Gas Equivalencies Calculator and eGrid database release date 01/30/23.

For questions about the Green Power Program, contact:

Idaho Power
Green Power Program
P.O. Box 70
Boise, Idaho 83707

1-800-632-6605
greenpower@idahopower.com




Green Power is Green-e® Energy certified and meets the environmental and consumer-protection standards set forth by the nonprofit Center for Resource Solutions. Learn more at green-e.org.

IDAHO POWER COMPANY

2024 CLEAN ENERGY YOUR WAY PROGRAM ANNUAL REPORT

ATTACHMENT 5

August 28, 2023



GreenPower PROGRAM

Thank you for supporting renewable wind and solar energy in the northwest by participating in Idaho Power's Green Power Program. You are part of a growing group of more than 4,900 friends, neighbors and businesses making the choice to go green!

Our records show you are enrolled under our 100% Option. As a result, each month your energy use will be matched with renewable energy. Using your past 12 months' total energy use, your annual green power purchase is estimated to be comparable to:



**THESE ARE
NUMBERS
TO BE
PROUD OF!**

Source: U.S. EPA Greenhouse Gas Equivalencies Calculator and eGRID database 1/30/2023

Your participation also provides funding for Solar 4R Schools, a program that awards local K–12 schools with solar installations for education. Because of Green Power Program supporters like you, these schools' students learn firsthand how renewable energy works. It is a fun and engaging way to teach our next generation about sustainable energy solutions.

If you have any questions, do not hesitate to contact me at **208-388-2790**.

Sincerely,

Suzanne Smith, Program Specialist

This letter confirms your Green Power Program enrollment. Enclosed with this letter, you'll find information on the renewable energy used to supply this program as well as the pricing, terms and conditions associated with your purchase.

This letter is informational only and requires no action from you.



GreenPower PROGRAM

Idaho Power's Green Power Product Content Label

This label is part of our Green-e® Energy certification and is provided to participants each year. The label shows the anticipated green power sources for this year and the actual sources for last year.

100% Green-e® Energy Certified New¹ Renewables

Product Content Labels:	Energy Resource Mix and Generation facilities' locations:
2023 Prospective² (Planned) Supply	95% Wind and 5% Solar from Idaho, Oregon or Washington facilities
2022 Historical³ (Actual) Supply	50% Wind and 50% Solar from Idaho and Oregon facilities

1. New Renewables come from generation facilities that first began commercial operation within the past 15 years.
2. Prospective figures reflect the renewables that we *plan* to provide for the current year, but actuals may vary based on resource supply. The current year's actual figures will be reported by August next year in the Historical column.
3. Historical figures reflect the *actual* renewables provided to Idaho Power's Flexible Option customers last year.

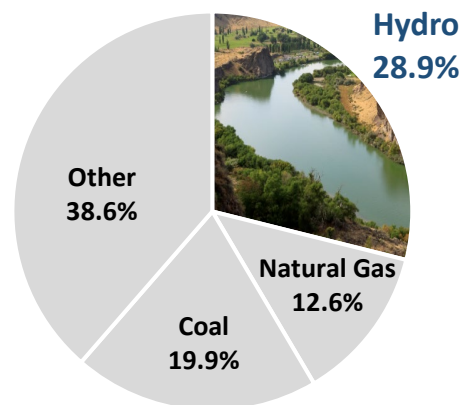
How does Green Power compare to the standard energy mix?

Idaho Power's 2022 mix of resources supplying Idaho Power customers included: Hydroelectric (28.9%), Coal (19.9%), Natural Gas (12.6%) and *Other* (38.6%).

How is green power sold?

Green Power is sold in blocks of 100 kilowatt-hours (kWh) or matches 100% of your energy (kWh) use.

As of 2022, the average home in Idaho Power's service area uses about 950 kWh per month. For the average home, the 100% Option would add an average \$9.50 to the monthly bill to use 100% renewable energy. As an example of the Block Option, the home could use 5 Blocks of green power to cover over half of the home's energy use for an extra \$5.00 each month.



Green Power is Green-e® Energy certified and meets the environmental and consumer-protection standards set forth by the nonprofit Center for Resource Solutions. Learn more at green-e.org.

For specific information about this program, contact Idaho Power at 1-800-632-6605, greenpower@idahopower.com or idahopower.com/greenpower.



GreenPower PROGRAM

Idaho Power's Prices, Terms and Conditions for the Green Power Program

Idaho Power's Green Power is Green-e[®] Energy certified and meets the environmental and consumer-protection standards set forth by the nonprofit Center for Resource Solutions. Green-e[®] Energy requires companies offering certified products to provide their customers with this notice of terms, price and conditions. Learn more at green-e.org.



Who do I contact with questions?

The Green Power Program is offered by Idaho Power Company. You can reach us at 1 800-632-6605, greenpower@idahopower.com or idahopower.com/greenpower.

What is green power?

The U.S. Environmental Protection Agency (EPA) defines green power as electricity produced from solar, wind, geothermal, biogas, biomass and low-impact, small hydroelectric sources. These sources represent renewable energy resources and technologies that provide the highest environmental benefit.

What is a REC?

A Renewable Energy Certificate (REC) is created when a megawatt-hour of renewable energy is produced and delivered to the grid. RECs increase demand and drive development of more renewable energy sources. All RECs purchased on behalf of Green Power Program customers conform to Green-e[®] Energy National Standard and are registered with the Western Renewable Energy Generation Information System (WREGIS). Program participants support Western-region-supplied renewable energy.

What is the Green Power Program?

The Green Power Program is a voluntary program that allows Idaho Power customers to match their electricity use with renewable resources. By purchasing green power, customers are using renewable solar and wind energy.

Will the renewable energy be delivered directly to my home?

The electricity generated from the renewable resources supported by the Green Power Program flows to the Northwest power-grid along with electricity from all other resources. It is not possible to direct electrons through the system to a specific customer. By choosing green power, you support renewable energy and help increase the renewable energy available to the entire system.

Can businesses participate?

Absolutely! The program is open to any Idaho Power customer. Many businesses participate and are listed on Idaho Power's Green Power Program webpage under "Business Participants". Businesses can join this program to meet sustainability goals, earn points under the LEED Green Building system or earn recognition from EPA's Green Power Partnership.

How will I be billed for my Green Power Program purchase?

Your Green Power Program charge will be listed as a separate line item on your monthly Idaho Power bill. The charge is in addition to your regular bill.

How will the Green Power Program charge be calculated?

Block Option: \$1.00 per block of 100 kilowatt-hours of green power

100% Option: 1¢ per 1 kilowatt-hour to match your "kWh used" from your monthly bill



GreenPower PROGRAM

Will the Green Power Program rate change over time?

Green Power Program rates are based on current public utility commission (PUC) tariffs. Pricing is subject to change. All rate changes require approval of the Idaho and Oregon PUC. Customers will be notified of any price change in advance through customer communications.

What other fees might I be charged?

You must also pay all applicable state, federal or local taxes.

Will my purchase be tax deductible?

Participants in the Green Power Program make a physical purchase from an operating business; therefore, purchases are not tax deductible.

What is the required contract length?

The contract is month to month. A perk of this program is its flexibility. You can change or cancel your enrollment at any time.

Can I cancel my participation?

You may change or cancel your participation at any time with no fee by calling 1-800-632-6605, emailing greenpower@idahopower.com or writing to Idaho Power, Attn: Green Power Program, PO Box 70, Boise, ID 83707.

Does Idaho Power make a profit on the program?

Idaho Power does not make a profit from the program. Idaho Power uses the funds collected through the Green Power Program to purchase renewable energy for the region's power grid. For each dollar purchased, 100 kWh of green power is delivered to the grid. A portion of funds is used to support outreach and education to grow the program and for Solar 4R Schools.

What is Solar 4R Schools?

Developed by the Bonneville Environmental Foundation, Solar 4R Schools educates students, teachers and the community about the science behind renewable energy technologies. The program provides hands-on activity guides, science kits and solar panels at no cost to schools through a competitive award process. A portion of Green Power Program funds are set aside to sponsor schools in our service area.

What else can I do to conserve resources and use energy wisely?

For incentives and tips on ways to save energy and reduce your use, visit idahopower.com/save.



IDAHO POWER COMPANY

2024 CLEAN ENERGY YOUR WAY PROGRAM ANNUAL REPORT

ATTACHMENT 6




November 10, 2023

Dear Green Power Program Participant,

We have exciting news! The Green Power Program we know and love is now called:

Clean Energy Your Way – Flexible Option

Clean Energy Your Way – Flexible Option's features and pricing are the same, only the program name changed. We changed the name to expand our clean energy options for Idaho Power customers. All renewable energy options are under the umbrella name of **Clean Energy Your Way**. The new umbrella name includes four program options to meet a variety of sustainability goals:

1. **Clean Energy Your Way – Flexible Option.** Use renewable energy from the Pacific Northwest and support Solar 4R Schools. (This program was previously named Green Power Program.) The Flexible Option's renewable energy is Green-e® Energy Certified and meets the environmental and consumer protection standards set forth by the non-profit Center for Resource Solutions. Learn more at green-e.org. 
2. **Clean Energy Your Way – Subscription Option.** Be part of a partnership that supports the development of a new, renewable energy project on Idaho Power's system. *Planning is still in the works for this option – we'll share more details once they become available.*
3. **Clean Energy Your Way – Large REC Purchase Option (for businesses).** Customize your company's energy portfolio with market-priced renewable energy certificates (RECs). A minimum purchase of 750 RECs and a one-year agreement is required.
4. **Clean Energy Your Way – Construction Option (for businesses).** Support the construction of a dedicated renewable energy resource managed by Idaho Power. Increase renewables on the local grid with your company's long-term commitment to procure renewable energy from a dedicated project. *This option is only available to Schedule 19 and Energy Services Agreement (Special Contract) customers in Idaho.*

This letter is informational only and there is nothing you need to do.

You may see "Green Power Program" on your bill and in the My Account portal as we work to implement the name change in all systems over the next few months.

Thank you for participating in this program to use renewable energy and influence future generations through funding Solar 4R Schools. Keep your influence going with the enclosed **window sticker**. To learn more, visit: idahopower.com/CleanEnergyYourWay

